

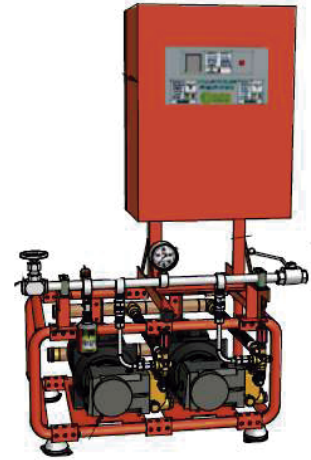


# PUMPING GROUP WITH 1, 2 or 3 PUMPS FOR DRY PIPE

## AN/GAS1, AN/GAS2, AN/GAS3

### Description

Pumping equipment composed of volumetric type electric pumps with ceramic pistons with a flow rate of 12, 25 or 40L / min, pressure 140 bar, three-phase electric motor of 380/660 V and 15 C.V (11.04 kw). The electrical control panel that regulates the operation of the equipment is designed according to the UNE 23500 standard and allows remote alarms to be issued. The equipment consists of a pump controlled by a frequency inverter and the other by a soft starter. It is delivered mounted on a universal bench, regulated according to the working pressure according to the project and its operation checked.



### Equipment

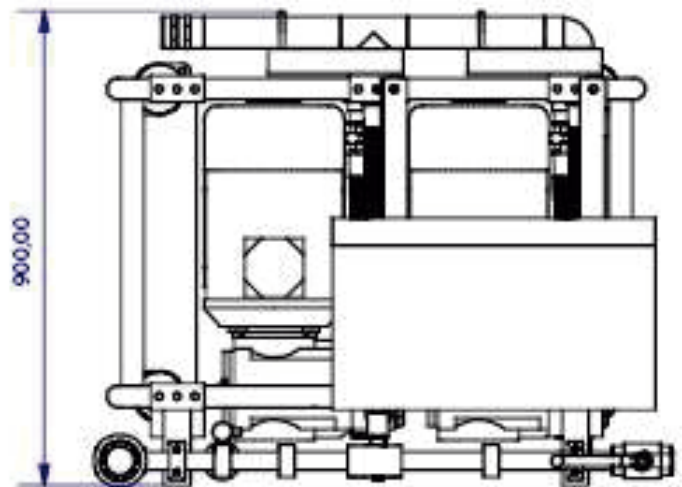
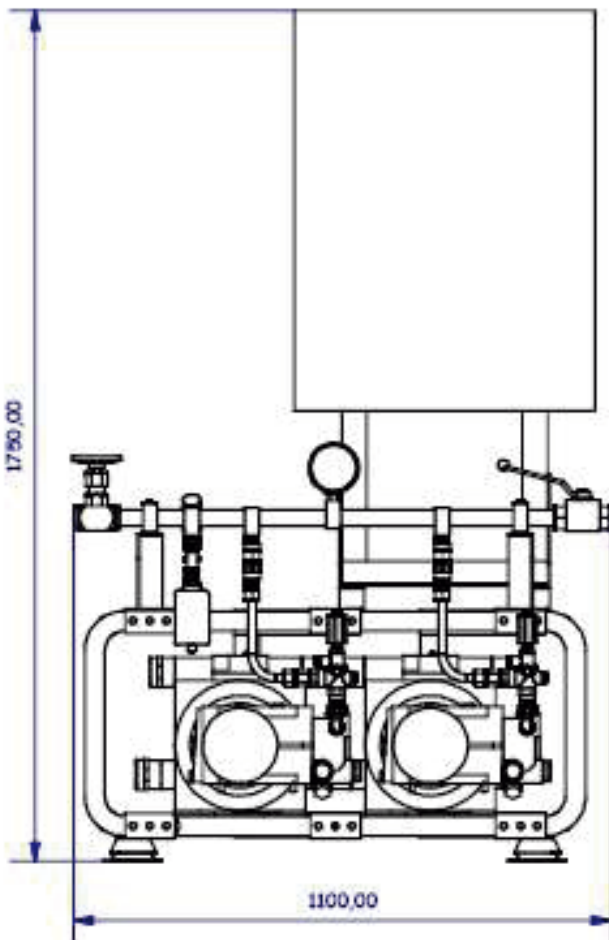
The pumping equipment is delivered with:

- High pressure flexible hose for delivery, 1" and 600 mm long. 1" BSP threaded female swivel connection.
- High pressure flexible hose for testing, 1" and 600 mm long. 1" BSP threaded female swivel connection.
- Low pressure suction hose for suction, 2" and 600 mm long. 2" BSP male thread connection.
- Low pressure return hose, 2" and 600 mm long. 2" BSP male thread connection.

### Dimensions

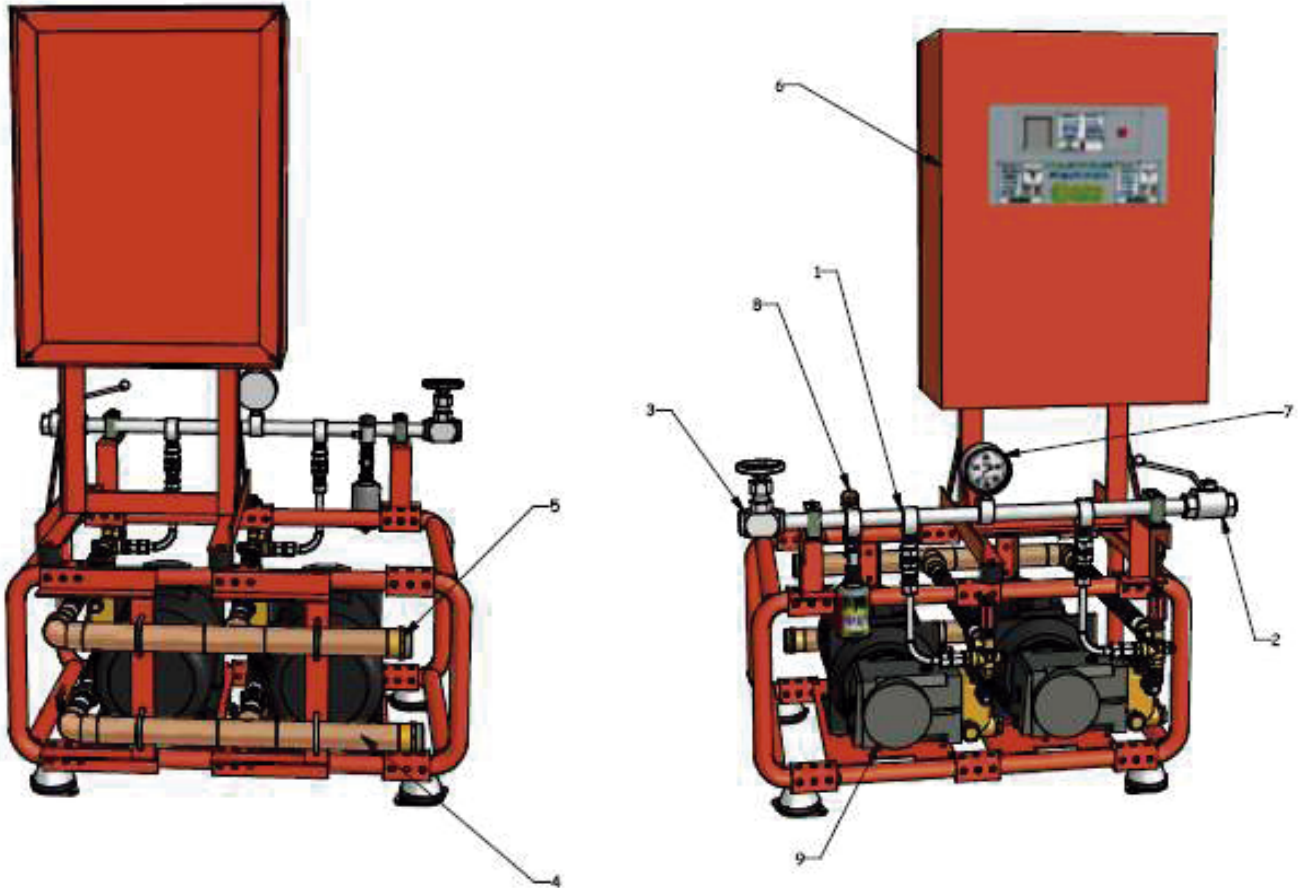
Total consumption: 30 CV (22.08 Kw).  
Flow: 80l / min

Reference	Long (mm)	Width (mm)	Height H (mm)
AN/GAS1-40	790	900	1380
AN/GAS2-40	1100	900	1750
AN/GAS3-40	1500	900	1750





Elements



Elements	
Nº Id	Description
1	1 "drive manifold
2	1 "female drive valve
3	1 "female test valve
4	Suction manifold 2 "
5	Return manifold 2 "
6	Control and maneuvering electrical panel
7	Pressure gauge 250
8	Pressure switch
9	Pump40ltsxmin.1500rpm-11kw